



Creating a global leader in sports betting and gaming

Combination of Flutter Entertainment plc and The Stars Group Inc.

Disclaimer

NOT FOR RELEASE, PUBLICATION OR DISTRIBUTION, IN WHOLE OR IN PART, IN OR INTO ANY JURISDICTION WHERE TO DO SO WOULD CONSTITUTE A VIOLATION OF THE RELEVANT LAWS OF SUCH JURISDICTION

Cautionary Note Regarding Forward Looking Statements

This presentation contains forward-looking statements and information within the meaning of applicable securities laws, including the US Private Securities Litigation Reform Act of 1995, including, without limitation, as it relates to the possible combination of Flutter and The Stars Group (“Possible Combination”) as referenced herein, as well as certain expectations with respect to the same and certain future operational and growth plans and strategies. Forward-looking statements and information can, but may not always, be identified by the use of words such as “anticipate”, “plan”, “continue”, “estimate”, “expect”, “may”, “will”, “project”, “predict”, “potential”, “targeting”, “intend”, “could”, “might”, “would”, “should”, “believe”, “objective”, “ongoing”, “imply”, “assumes”, “goal”, “likely” and similar references to future periods or the negatives of these words and expressions. These statements and information, other than statements of historical fact, are based on current expectations of management and are subject to a number of risks, uncertainties, and assumptions, including market and economic conditions, business prospects or opportunities, future plans and strategies, projections, technological developments, anticipated events and trends and regulatory changes that affect Flutter or The Stars Group, and their respective customers and industries. Although Flutter, The Stars Group, and their management believe the expectations reflected in such forward-looking statements and information are reasonable and are based on reasonable assumptions and estimates as of the date hereof, there can be no assurance that these assumptions or estimates are accurate or that any of these expectations will prove accurate. Forward-looking statements and information are inherently subject to significant business, regulatory, economic and competitive risks, uncertainties and contingencies that could cause actual events to differ materially from those expressed or implied in such statements. Specific risks and uncertainties relating to the Possible Combination include, but are not limited to: (i) the completion of the Possible Combination may not occur on the anticipated terms and timing or at all, (ii) the required regulatory approvals are not obtained, or that in order to obtain such regulatory approvals, conditions are imposed that adversely affect the anticipated benefits from the Possible Combination or cause the parties to abandon the same, (iii) the risk that a condition to closing of the Possible Combination may not be satisfied, (iv) potential litigation relating to the Possible Combination that could be instituted against the parties or their respective directors, (v) potential adverse reactions or changes to business relationships resulting from the announcement or completion of the Possible Combination, (vi) risks associated with third party contracts containing consent and/or other provisions that may be triggered by the Possible Combination, (vii) negative effects of the announcement or the consummation of the Possible Combination on the market price of the Flutter or The Stars Group shares, (ix) risks relating to the value of the Flutter shares to be issued in the Possible Combination and uncertainty as to the long-term value of Flutter’s shares, (x) the potential impact of unforeseen liabilities, future capital expenditures, revenues, expenses, earnings, synergies, efficiencies, economic performance, indebtedness, financial condition and losses on the future prospects, business and management strategies for the management, expansion and growth of the Combined Business operations after the consummation of the Possible Combination and on the other conditions to the completion of the same, (xi) the risks and costs associated with, and the ability of Flutter to, integrate the businesses successfully and to achieve anticipated synergies and efficiencies, (xii) the risk that disruptions from the Possible Combination will harm the parties’ businesses, including current plans and operations, (xiii) the ability of the parties to retain and hire key personnel, (xiv) adverse legal and regulatory developments or determinations or adverse changes in, or interpretations of, applicable laws, rules or regulations, including tax laws, rules and regulations, that could delay or prevent completion of the Possible Combination or cause the terms of the Possible Combination to be modified, (xv) the impact of the heavily regulated industry in which the parties operate and carry on business, (xvi) risks related to tax matters, and (xvii) management’s response to any of the aforementioned factors. Other applicable risks and uncertainties include, but are not limited to, those identified in this presentation and in Flutter’s and The Stars Group’s most recently filed or published annual, semi-annual and/or quarterly reports and filings, as applicable, including without limitation, The Stars Group’s most recently filed annual information form and management’s discussion and analysis, which are available on SEDAR at www.sedar.com, EDGAR at www.sec.gov and The Stars Group’s website at www.starsgroup.com, and in other filings that Flutter and/or The Stars Group have made and may make with applicable securities authorities or on their websites in the future. Investors are cautioned not to put undue reliance on forward-looking statements or information. Any forward-looking statement or information speaks only as of the date hereof, and neither Flutter nor The Stars Group undertake any obligation to correct or update any forward-looking statement, whether as a result of new information, future events or otherwise, except as required by applicable law.

Disclaimer

The information, which does not purport to be comprehensive, has been provided by Flutter and its directors, officers, agents, employees and advisers and has not been independently verified. No representation or warranty, express or implied, is or will be made and no responsibility or liability is or will be accepted by Flutter or its directors, officers, employees, agents or advisers as to or in relation to the accuracy or completeness of the Information and any such liability is expressly disclaimed. In particular, but without prejudice to the generality of the foregoing, no representation or warranty is given as to the achievement or reasonableness of any future projections, management estimates, prospects or returns contained in the Information. Flutter, and its directors, officers, agents, employees and advisers, give no undertaking to provide you with access to any additional information or to update the Information or any additional information or to correct any inaccuracies in it which may become apparent. You acknowledge and agree that no person has nor is held out as having any authority to give any statement, warranty, representation, or undertaking on behalf of Flutter or any of its directors, officers, agents, employees or advisers.

This disclaimer does not purport to, nor shall, exclude any liability for, or remedy in respect of, fraudulent misrepresentation.

Agenda

- Overview
- Strategic rationale
- Financial summary

Combination summary

Key terms	<ul style="list-style-type: none">▪ Recommended all-share combination▪ 0.2253 new Flutter Entertainment plc (“Flutter”) shares for every 1 The Stars Group Inc. (“TSG”) share▪ Flutter shareholders will own approximately 54.64% and TSG’s shareholders will own approximately 45.36% of the combined company¹▪ Implemented through an acquisition of TSG by Flutter and effected via a plan of arrangement in Canada
Name	<ul style="list-style-type: none">▪ Flutter Entertainment plc
Executive management	<ul style="list-style-type: none">▪ CEO: Peter Jackson▪ CFO: Jonathan Hill▪ COO: Rafi Ashkenazi
Board composition	<ul style="list-style-type: none">▪ 14 person Board▪ Chair: Gary McGann▪ Deputy Chair: Divyesh (Dave) Gadhia▪ CEO, CFO and COO▪ 9 non-executive directors with 5 from the Board of Flutter, 3 from the Board of TSG and Richard Flint, former CEO of Sky Betting & Gaming (“SBG”), to be appointed upon completion▪ Andy Higginson to join Board as non-executive director with immediate effect

¹ On a fully diluted basis, excluding options in TSG that are out of the money.

Combination summary

Synergies	<ul style="list-style-type: none">▪ Pre-tax cost synergies of £140m p.a. by end of the third full year post-completion, driven by API based technology integration approach▪ Estimated one-time cash costs to achieve of £180m, to be incurred in two years after completion▪ Potential financing cost savings and scope for revenue cross-sell
Strategic third party relationships	<ul style="list-style-type: none">▪ Economic alignment of Flutter's and TSG's strategic third party relationships across their respective US businesses<ul style="list-style-type: none">– FOX (TSG's US partner) to have the right to acquire an approximate 18.5% equity interest in FanDuel Group at its market value in 2021 (structured as a 10-year option from 2021, subject to a carrying value adjustment)– Fastball and Boyd (together Flutter's co-shareholders in FanDuel Group) will receive a total payment of 12.5% of the increase in FOX Bet's market value between completion of the combination and the exercise of Flutter's option to acquire Fastball's remaining equity interest in FanDuel in July 2023 (also subject to a carrying value adjustment)– Commitment by all parties to discuss options for further alignment prior to completion of the combination▪ In return, each of FOX, Fastball and Boyd have waived the exclusivity provisions that form part of the existing contractual arrangements in relation to the US subsidiaries of TSG and Flutter
Approvals and timetable	<ul style="list-style-type: none">▪ Combination conditional on Flutter and TSG shareholder approvals and relevant merger control and foreign investment approvals being obtained, including in the UK, Ireland, Australia, the US and Canada▪ Expected completion during Q2 / Q3 2020
HQ and listing	<ul style="list-style-type: none">▪ Incorporation, headquarters and domicile in Dublin, Ireland▪ Premium listing on the London Stock Exchange and a secondary listing on Euronext Dublin▪ FTSE 100 and FTSE All-Share indexation▪ Intention to delist TSG from NASDAQ and the Toronto Stock Exchange upon completion

Strategic Rationale

Global leader in online sports betting and gaming

Combination of:

- Leading recreational brands
- Complementary, best-in-class products
- Proven cross-sell capabilities (from exchange, poker, DFS¹ and free-to-play)
- Leading technology platforms (sports betting, poker and casino)
- Outstanding people with integration experience



Leading to...

- Accelerated international growth
- More profitable growth in core markets
- Enhanced US position
- Highly diversified business
- Significant cost, revenue and finance cost benefits
- ROIC exceeds WACC and earnings accretive by at least 50%²

Accelerates four pillar strategy

¹ Daily fantasy sports.

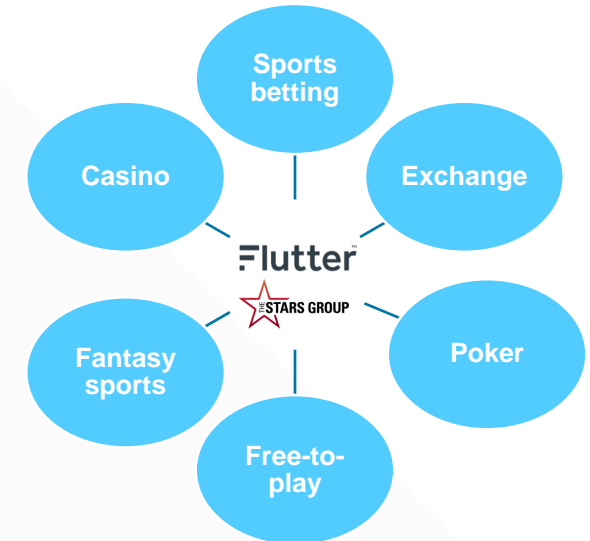
² Post-tax ROIC expected to exceed Flutter WACC by the end of the third full financial year post completion. Transaction expected to be at least 50% accretive to Underlying Fully Diluted EPS for Flutter in the first full financial year post completion.

A groundbreaking combination


Creates a leading online gaming company...

...with best-in-class product offering...

FY 2018	Flutter™	THE STARS GROUP	Combined group ²
Active customers (#) ¹	> 6 million	> 7 million	> 13 million
Revenue (£m)	1,873	1,903 ³	3,777
EBITDA (£m)	451	689 ^{3,4}	1,140



...built on an exceptional portfolio of brands that customers love



Source: Company filings. Data for financial year ending 31 December 2018.

¹ See the Appendix to this presentation for the definition of active customers. Active customers for the combined group represents a combination of the unique annual active customers for Flutter and TSG. This may include active customers who are active with both companies.

² Excluding synergies.

³ TSG's financials converted at an average exchange rate across the period of 1.335 USD:GBP in 2018. Proforma reflects consolidated financial results of TSG, SBG and BetEasy as if TSG had owned SBG and BetEasy since 1 January 2018 (but excluding William Hill Australia before it was acquired in April 2018).

⁴ Solely with respect to TSG, EBITDA means Adjusted EBITDA and is a non-IFRS financial measure. Please refer to the Appendix of this presentation for the applicable definition, reconciliation and / or additional information.

Combination creates growth opportunities

A large and growing market

- ~\$450bn global market
- Online penetration currently at 11% and growing at 11%¹

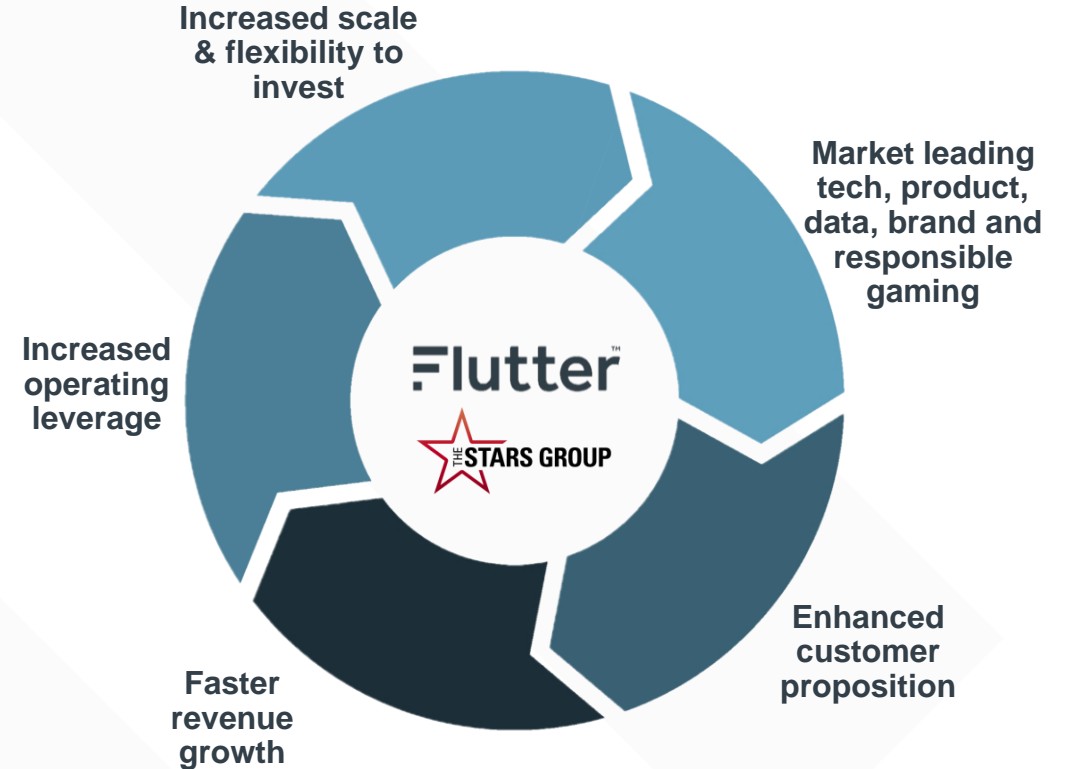
Sector evolving at pace

- Driven by regulation
- Being at the forefront of technology is key

Major opportunity to capitalise on change

- Maintaining best-in-class responsible gaming

Combination will lead to a virtuous circle




Positioned to benefit from sector change

Accelerates existing four pillar strategy



Substantial value creation

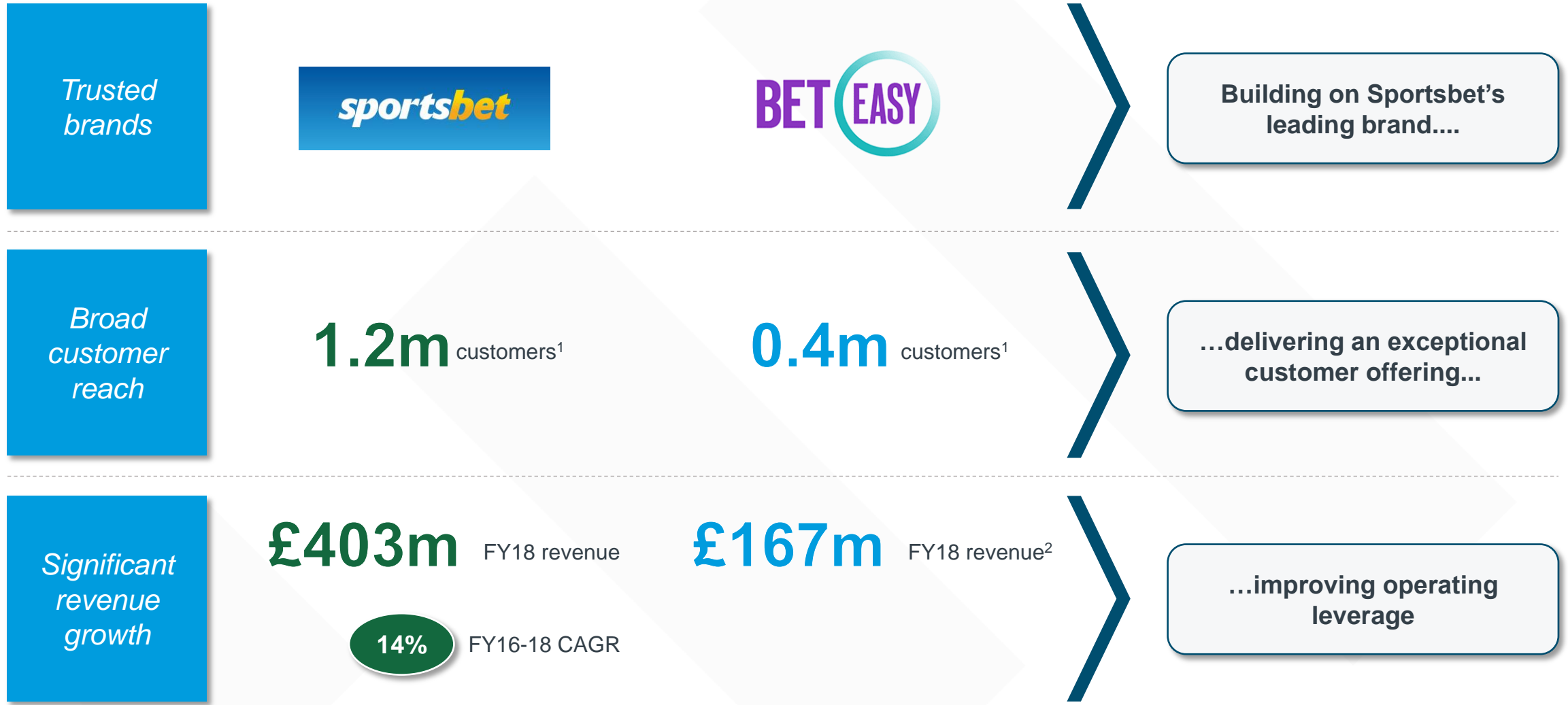
1 Maximise profitable growth in core markets: UK & Ireland



¹ Represents the FY 2018 unique annual active customers for Flutter and SBG, respectively.

² TSG financials are proforma and reflect the applicable financial results as if TSG had owned SBG since 1 January 2016.

1 Maximise profitable growth in core markets: Australia



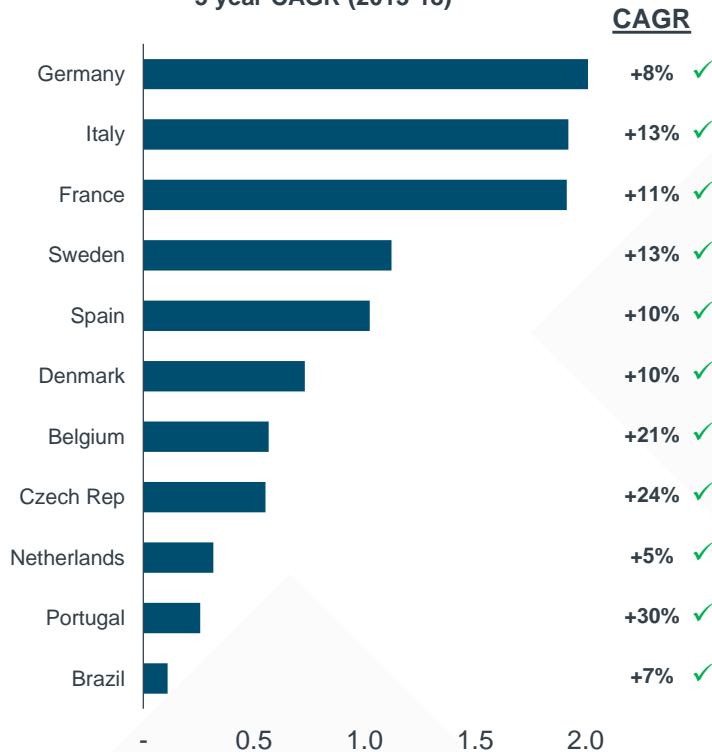
¹ Represents the unique annual active customers for Flutter and TSG in Australia for FY 2018, respectively.

² TSG financials converted at average exchange rate across the period of 1.335 USD:GBP in 2018. TSG financials are proforma and reflect the applicable financial results as if TSG had owned BetEasy since 1 January 2018 (but excluding William Hill Australia before it was acquired on 24 April 2018).

2 Step change to growth of our business in rest of the world

Attractive, growing online markets

2018 online gambling revenue (\$bn) & 5 year CAGR (2013-18)¹



2013-2018 Overall CAGR: +12%

Further scope to cross-sell

Select TSG markets ²	Avg. quarterly active customers (k)	% customers using multiple products
Market 1	~190k	44%
Market 2	~180k	34%
Market 3	~150k	40%
Market 4	~130k	25%
Market 5	~100k	16%
Average Across 5 Markets	~150k	32%

International footprint increases by over 4m active customers and revenue by 6x



Significant opportunity to cross-sell sports betting



Enhanced revenue growth

¹ Online gross gambling revenues. Source: H2GC.
² Large TSG international markets by quarterly active uniques ("QAU") where multiple products are available. Figures reflect the applicable QAUs for Q4 2018. Please refer to the appendix of this presentation for the applicable definition of QAUs and additional information.
 ✓ Indicates where TSG has customers in the market.

2

3

Proven track record of cross-selling

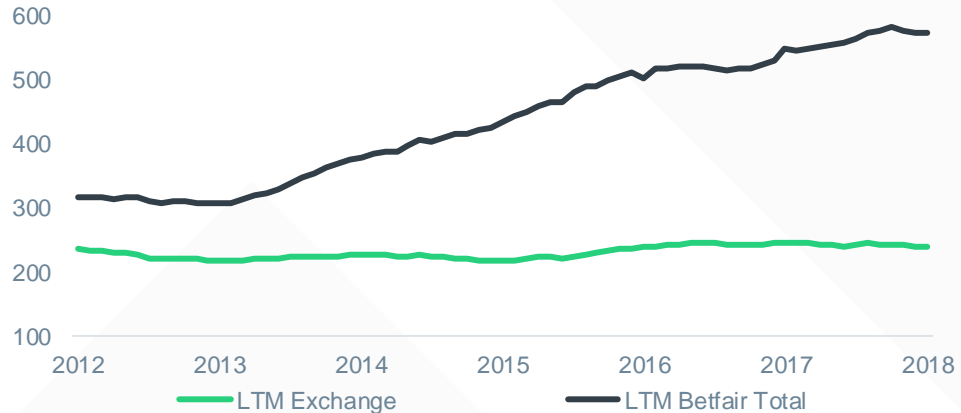
Flutter™

Cross-sell from exchange driving sports betting revenue

Rolling LTM Betfair Revenue (£m)

FY12-18 CAGR **10%**

2012: Sportsbook launched



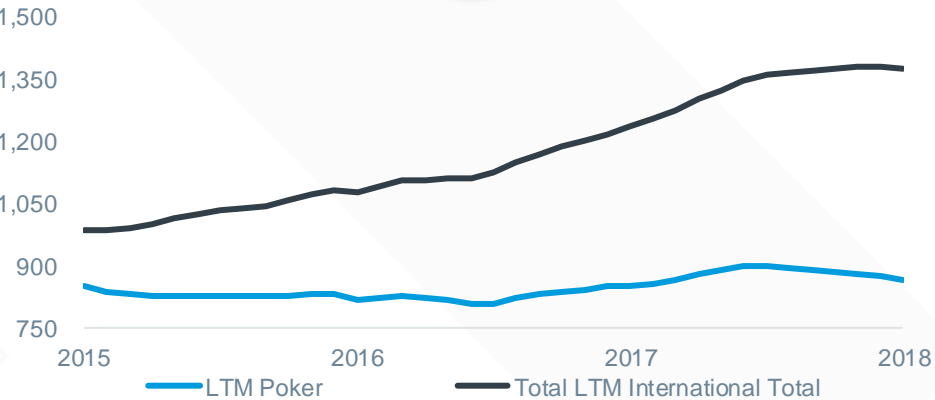
STARS GROUP

Poker driving expansion into casino and betting

Rolling LTM International Segment Revenue (\$m)

FY15-18 CAGR **12%**

2015: Casino and Betstars both live



Extensive customer base



Low-cost customer acquisition



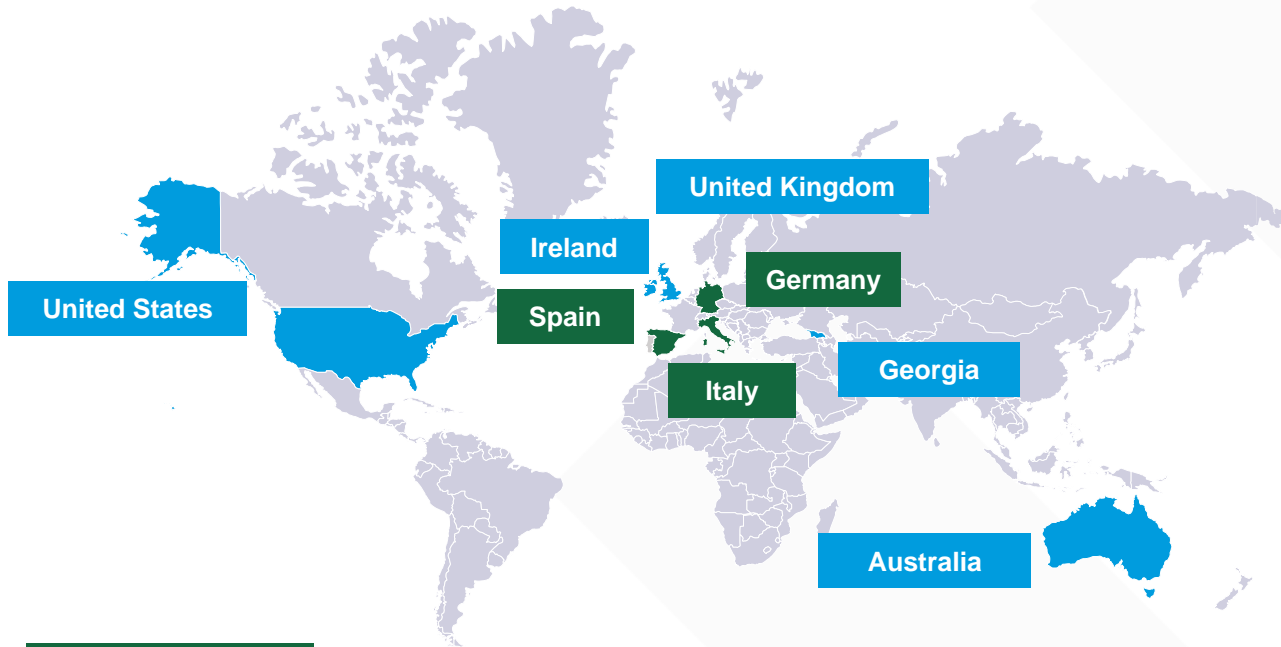
Attractive margins and highly cash generative



Winning ecosystems

3

Attain additional podium positions



Additional podium position

- Addition of 3 podium positions (Germany, Spain and Italy)
- Enhanced reach in multiple additional attractive markets
- ~82% proforma revenue from regulated markets¹

# of	Flutter™	THE STARS GROUP
Countries	>100	>100
Languages	10	~30
Currencies	13	>25
Payment Options	30	>55

Significantly enhanced international capabilities

¹ Regulated revenue based on H1 2019 combined revenues of Flutter and TSG. Includes revenues generated from regulated or locally taxed jurisdictions for TSG (excluding Germany) and regulated markets for Flutter.

4 Continue to pursue US opportunity rigorously



FANDUEL

Leading sports gaming brand with >\$2bn sports betting handle since launch

>8m customers across 41 states

4 products providing cross-selling opportunity

Over 200k sports betting customers

WINNING COMBINATION

Strong brands

Outstanding distribution and market access

Best-in-class product portfolio

Proven execution



Iconic sports brand, leading national media partner

100m+ FOX Sports viewers

Positive early momentum from FOX Sports Super 6

Successful media-gaming partnership track record

4

Strategic third party relationships



FANDUEL



- Legally binding heads of terms agreed with FOX and each of FanDuel Group's minority shareholders
- Aligns economic interests in both businesses to drive growth in the US market
- Creates operating strategy and structure going forward
- Ambition to create greater revenue and profit opportunity for Flutter

Key Terms:

- Economic alignment of Flutter's and TSG's strategic third party relationships across their respective US businesses
 - FOX (TSG's US partner) to have the right to acquire an approximate 18.5% equity interest in FanDuel Group at its market value in 2021 (structured as a 10-year option from 2021, subject to a carrying value adjustment)
 - Fastball and Boyd (together Flutter's co-shareholders in FanDuel Group) will receive a total payment of 12.5% of the increase in FOX Bet's market value between completion of the combination and the exercise of Flutter's option to acquire Fastball's remaining equity interest in FanDuel in July 2023 (also subject to a carrying value adjustment)
 - Commitment by all parties to discuss options for further alignment prior to completion of the combination
- In return, each of FOX, Fastball and Boyd have waived the exclusivity provisions that form part of the existing contractual arrangements in relation to the US subsidiaries of TSG and Flutter

Leading sports betting firm with a pre-eminent media broadcaster partnership

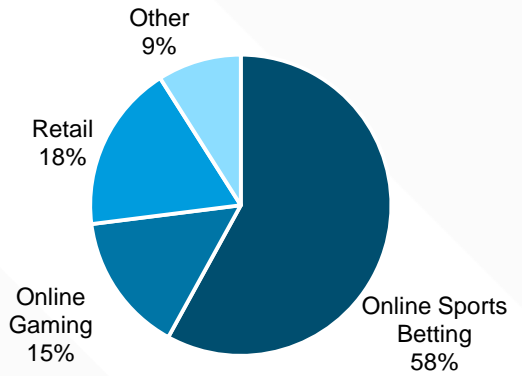
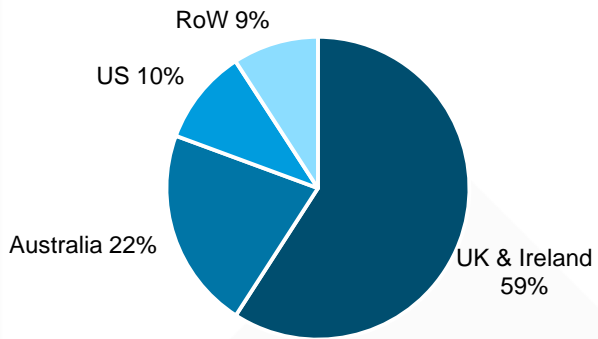
Financial summary

Diversified and balanced revenue mix

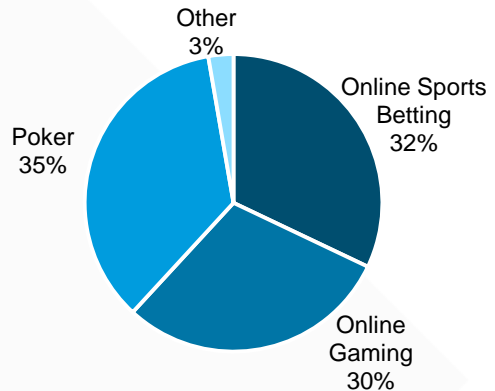
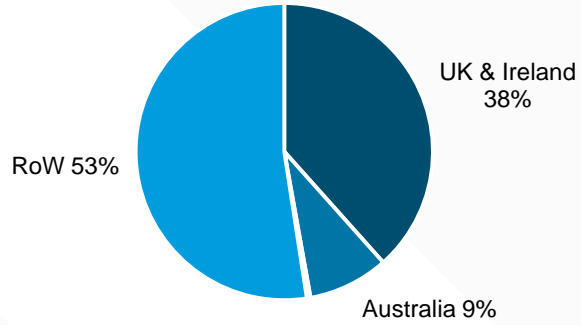
Diversification – Geographic split¹

Customer proposition – Product portfolio¹

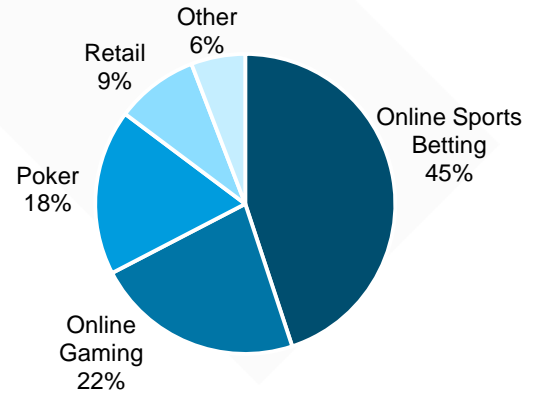
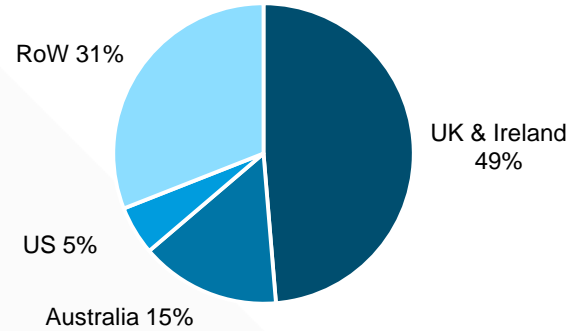
Flutter™



THE STARS GROUP



Combined group



Source: Company filings.

¹ Represents FY 2018 split of revenue. With respect to TSG, figures are based on proforma consolidated financial results of TSG as if it had owned SBG and BetEasy since 1 January 2018 (but excluding William Hill Australia before it was acquired on 24 April 2018).

Value creation: synergies & integration

Cost synergy overview

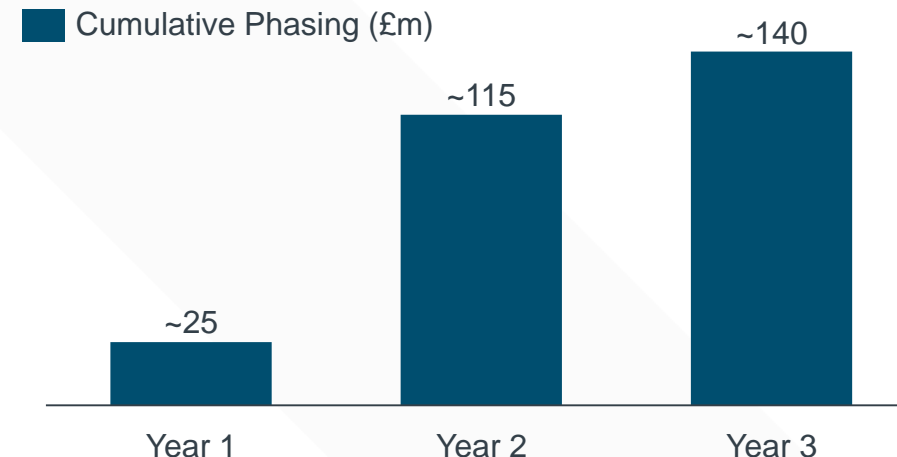
Summary

- Pre-tax cost synergies of £140m p.a. by end of the third full year post-completion, driven by API based technology integration approach
- Estimated one-time cash costs to achieve of £180m, to be incurred in two years after completion

Integration principles

- Maintain momentum in existing businesses and progress in US
- Build on key platforms for poker, casino and sports betting

Cost synergy phasing¹



Corporate & administrative

- Remove US/Canada listing costs
- Realign corporate costs in duplicated areas

Procurement & other

- Drive efficiencies through purchasing opportunities

Technology & risk

- Focus on core platforms
- Streamline risk capabilities

Marketing

- Drive efficiency across all major channels

Potential synergy upside

- Potential financing cost savings given anticipated improvements in the financial and credit profile of combined group
- Scope for revenue cross-sell across international markets through a broader customer proposition and the sharing of best practice

¹ Years refers to first full 12 months post-completion and subsequent 12 month periods.

Attractive proposition for shareholders

Financial profile

Cash generation

- ~30% combined 2018 Underlying EBITDA Margin
- High cash conversion supported by synergies

Capital management framework

Leverage

- Leverage at completion of ~3.5x Net Debt to Underlying EBITDA excluding synergies¹
- Target leverage ratio remains 1-2x Net Debt to Underlying EBITDA in the medium term

Dividend

- Prior to completion Flutter shareholders will be entitled to receive:
 - Final dividend in respect of FY 2019 of 133p per Flutter share
 - Pro-rata dividend for Flutter shareholders in respect of the period 1 January 2020 to date of completion
- The combined group will target an annual full-year dividend of 200p per share until Net Debt to Underlying EBITDA falls below 2.0x

Returns

ROIC

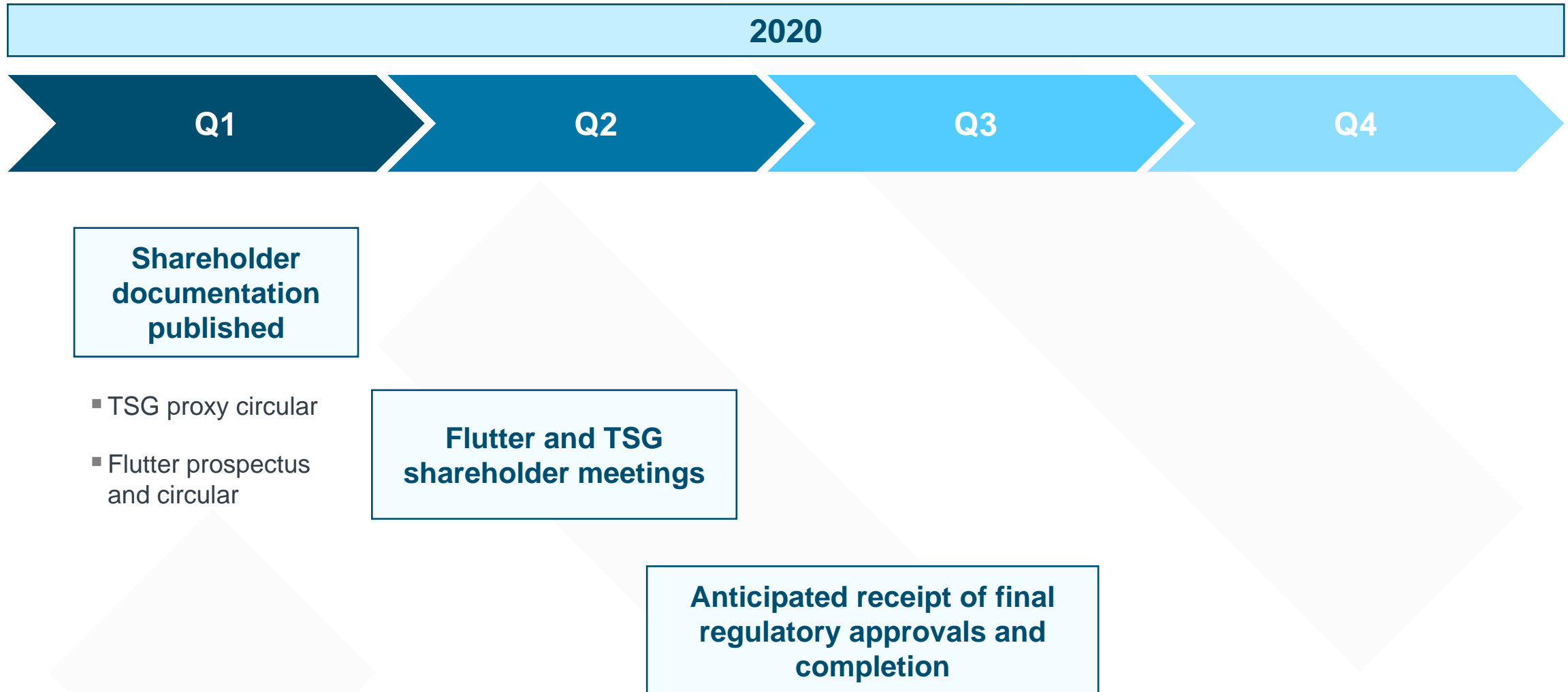
- ROIC² expected to exceed Flutter WACC by the end of third full financial year post completion

Accretion

- Transaction expected to be at least 50% accretive to Underlying Fully Diluted EPS for Flutter shareholders in the first full financial year post completion

Compelling financial profile and attractive returns

Expected timetable



Global leader in online sports betting and gaming

Combination of:

- Leading recreational brands
- Complementary, best-in-class products
- Proven cross-sell capabilities (from exchange, poker, DFS and free-to-play)
- Leading technology platforms (sports betting, poker and casino)
- Outstanding people with integration experience



Leading to...

- Accelerated international growth
- More profitable growth in core markets
- Enhanced US position
- Highly diversified business
- Significant cost, revenue and finance cost benefits
- ROIC exceeds WACC and earnings accretive by at least 50%¹

Accelerates four pillar strategy

Appendix

Flutter



The Stars Group Adjusted EBITDA reconciliation

CONSOLIDATED

Proforma¹ quarter ended	2018
<u>\$mm (except otherwise noted)</u>	<u>FY18</u>
Operating income (loss)	192.4
<i>Add back or (deduct) the impact of the following:</i>	
Depreciation and Amortization	413.4
Impairment of intangible assets	6.2
Acquisition related costs	115.6
Transaction related costs	66.4
<u>Other adjustments</u>	<u>125.9</u>
Total adjustments	727.5
<u>Adjusted EBITDA</u>	<u>919.9</u>

Definitions

Flutter

- **Active Customers:** Active customers are defined as those who have deposited real money and have bet in the reporting period
- **Underlying:** The “underlying” measures exclude separately disclosed items, that are not part of the usual business activity of the Group and are also excluded when internally evaluating performance, and have been therefore reported as “separately disclosed items”. Underlying financial measures are non-IFRS measures
- **EBITDA:** EBITDA is profit before interest, tax, depreciation, amortisation and impairment expenses and is a non-IFRS measure
- **Net Debt:** Comprised of gross cash excluding customer balances and gross borrowings. Net Debt is a non-IFRS measure
- **Fully Diluted EPS:** determined by adjusting the profit or loss attributable to ordinary shareholders and the weighted average number of ordinary shares outstanding for the effects of all dilutive potential ordinary shares, which include awards under share award schemes and share options granted to employees.

The Stars Group

- **Active Customers:** Active customers generally means a customer who played or used one of its real-money offerings at least once during the applicable period, and excludes duplicate counting even if that customer is active across multiple lines of operation (i.e., poker, gaming and/or betting)
- **Quarterly Active Uniques (QAU):** Unique active customers who (i) made a deposit or transferred funds into their real-money account with TSG at any time, and (ii) generated real-money online rake or placed a real-money online bet or wager on during the applicable quarterly period. The definition of QAUs excludes customer activity from certain low-stakes, non-raked real-money poker games, but includes real-money activity by customers using funds (cash and cash equivalents) deposited by TSG into such customers’ previously funded accounts as promotions to increase their lifetime value
- **Adjusted EBITDA:** Net earnings before financial expenses, income tax expense (recovery), depreciation and amortization, stock-based compensation, restructuring, net earnings (loss) on associate and certain other items as set out in the preceding reconciliation tables. A reconciliation of Adjusted EBITDA to the nearest IFRS measures is provided in this Appendix

Combined Group

- **Underlying EBITDA:** The combination of Flutter’s Underlying EBITDA and TSG’s Adjusted EBITDA
- **Underlying EBITDA Margin:** The combination of Flutter’s Underlying EBITDA Margin and TSG’s Adjusted EBITDA Margin
- For purposes of this presentation, “proforma” and “combined” means as if the completion occurred as of the first day of the applicable financial or calendar year. With respect to TSG and fiscal and calendar 2018, this reflects the consolidated financial results of TSG, SBG and BetEasy as if TSG had owned SBG and BetEasy since 1 January 2018 (but excluding William Hill Australia before it was acquired in April 2018)

Other information and disclaimers

Currency

Unless otherwise noted, all references to “£” and “GBP” are to the Great British pound sterling, “\$”, “US\$” and “USD” are to the U.S. dollar and “A\$” and “AUD” are to the Australian dollar.

Industry and Market Data

Market data and certain industry data and forecasts included in this presentation were obtained or derived from internal and market research, publicly available information, reports of governmental agencies and industry publications and surveys. Flutter and The Stars Group have relied upon industry publications as their primary sources for third-party industry data and forecasts. Industry surveys, publications and forecasts generally state that the information contained therein has been obtained from sources believed to be reliable, but that the accuracy and completeness of such information is not guaranteed. None of the data from third-party sources has been independently verified, nor have the underlying economic assumptions relied upon therein been ascertained. Unless otherwise indicated, information contained in this presentation concerning Flutter’s and The Stars Group’s industry and the markets in which either or both of them operate, including general expectations and market position, market opportunity and market size, is based on information from various sources, on assumptions that either or both of them have made that are based on such data and other similar sources and on its or their, as applicable, knowledge of the markets for its respective products and services. This data involves a number of assumptions and limitations, and you are cautioned not to give undue weight to such estimates. None of the third-party information has been independently verified and you cannot be assured of its accuracy or completeness. While management believes the market position, market opportunity and market size information included in this presentation is generally reliable, such information is inherently imprecise. In addition, projections, assumptions and estimates of the future performance of the combined group and the future performance of the industries in which it operates are necessarily subject to a high degree of uncertainty and risk due to a variety of factors, including those described under the heading "Cautionary Note Regarding Forward Looking Statements" in this presentation. These and other factors could cause results to differ materially from those expressed in the estimates made by the independent parties and by Flutter, The Stars Group or both.

Not an Offer or Solicitation of Securities

This presentation does not constitute or form part of an offer to sell or the solicitation of an offer to purchase any securities in any jurisdiction. It is your responsibility to satisfy yourself as to the full observance of any relevant laws and regulatory requirements.

The securities described in this presentation have not been, and will not be registered under the United States Securities Act of 1933, as amended (the “1933 Act”), or any state securities laws and may not be offered or sold within the United States or to, or for the account or benefit of U.S. persons (as defined in Regulation S under the 1933 Act), absent registration or an applicable exemption from the registration requirements of such laws.

Non-IFRS Measures

This presentation references Adjusted EBITDA, EBITDA, Net Debt, Underlying Earnings Per Share and Underlying EBITDA, which are non-IFRS financial measures. Flutter and TSG believe these non-IFRS financial measures will provide investors with useful supplemental information about the financial and operational performance of their businesses and the combined company, enable comparison of financial results between periods where certain items may vary independent of business performance, and allow for greater transparency with respect to key metrics used by relevant management in operating its business, identifying and evaluating trends, and making decisions. Although Flutter and TSG management believe these financial measures are important in evaluating their businesses and the combined company, they are not intended to be considered in isolation or as a substitute for, or superior to, financial information prepared and presented in accordance with IFRS. They are not recognized measures under IFRS and do not have standardized meanings prescribed by IFRS. These measures may be different from non-IFRS financial measures used by other companies, limiting their usefulness for comparison purposes. Moreover, presentation of these measures may be provided for year-over-year comparison purposes, and investors should be cautioned that the effect of the adjustments thereto provided herein have an actual effect on the operating results of Flutter, TSG and/or the combined company.

Statements regarding earnings enhancement is not intended to be a profit forecast and should not be interpreted to mean that the earnings per Flutter or TSG share, or of the combined group, for the current or future financial periods will necessarily be greater than those for the relevant preceding financial period.

Reconciliations with respect to forward-looking non-IFRS measures to the nearest IFRS measures have not been provided because certain reconciling or adjusting items and costs cannot be projected or predicted with reasonable certainty without unreasonable effort due to a number of factors, including variability from potential foreign exchange fluctuations impacting financial expenses, the nature and timing of other non-recurring or one-time costs (such as impairment of intangibles assets and certain professional fees), which could vary materially based on actual events or transactions or unknown or unpredictable variables, as well as the typical variability arising from the preparation and completion of annual financial statements, including, without limitation, certain income tax provision accounting, annual impairment testing and other accounting matters. Other adjusting items and costs (such as stock-based compensation, acquisition and integration-related costs, operational efficiency-related costs and other strategy-related expenses) may otherwise reveal commercially or competitively sensitive information.